



KIM REYNOLDS, GOVERNOR  
ADAM GREGG, LT. GOVERNOR

STATE OF IOWA

ANNETTE DUNN  
CHIEF INFORMATION OFFICER

Exhibit B — Broadband Grants Program Project Worksheet

Applicant Name: Corn Belt Telephone Company

Applicants should identify all Delivery Platforms forming the basis of their Project by selecting all Delivery Platform types that are projected to be deployed as part of the Project. Consistent with the definition of Facilitates, Applicants must identify the upload/download speeds on an individual census block basis that their Project will Facilitate in the "Facilitated Speeds" column below; this may be based on the most favorable product offering that will be made available within each of the census blocks forming the basis of a Project and that will be made available within a commercially reasonable time and at a commercially reasonable price. In identifying Prospective Product Attributes, Applicants may use the most favorable product offering that will be made available within a majority of the census blocks forming the basis of their Project and that will be made available within a commercially reasonable time and at a commercially reasonable price within the Project area upon request by a consumer as a result of the Project. Refer to NOFA #004 Section 3.1.6 for more information on Prospective Product Attributes.

Delivery Platform: (Check and/or Populate Other)	
- FTTH	<input checked="" type="checkbox"/> Check
- DSL	<input type="checkbox"/> Check
- Cable Modem	<input type="checkbox"/> Check
- Wireless Spectrum	<input type="checkbox"/> Check
- Fixed Wireless	<input type="checkbox"/> Check
- Other	
Infrastructure Type	Both OSP and ISP

Prospective Product Attributes: (Populate Responses)		
- Availability	99.90%	percent
- Latency	4.00	milliseconds
- Hop Count	8	hops
- Performance Credits	<input type="checkbox"/> Yes <input type="checkbox"/> No	
- Data Cap	<input type="checkbox"/> Yes <input checked="" type="checkbox"/> No	
- Symmetry	<input type="checkbox"/> Yes <input type="checkbox"/> No	

Total Units To Be Served	122
% of Baseline To Be Served	100%
Units Served Per Square Mile	4.4

Census Block #	Target Service Area			Total Number of HSB's (i.e., Broadband Units) in Project Area				Total Number of HSB's (i.e., Broadband Units) New Service Will Be Available To				Facilitated Speeds in Project Area Upon Project Completion	
	Previously Funded	County	Sq. Miles	H	S	B	Total	H	S	B	Total	Down (Mbps)	Up (Mbps)
131		1	27.8742972	97	0	25	122	97	0	25	122		
191610803001009	Sac		0.01	0	0	0	0	0	0	0	0	500	100
191610803001170	Sac		0.15	3	0	0	3	3	0	0	3	500	100
191610803001129	Sac		0.87	1	0	1	2	1	0	1	2	500	100
191610803001062	Sac		0.09	0	0	0	0	0	0	0	0	500	100
191610803001030	Sac		0.84	2	0	1	3	2	0	1	3	500	100
191610803003039	Sac		0.01	2	0	0	2	2	0	0	2	500	100
191610803002070	Sac		0.06	0	0	0	0	0	0	0	0	500	100
191610803002025	Sac		0.02	0	0	0	0	0	0	0	0	500	100
191610803001152	Sac		0.00717735	0	0	0	0	0	0	0	0	500	100
191610803002063	Sac		0.00376134	1	0	0	1	1	0	0	1	500	100
191610803002064	Sac		0.05	0	0	0	0	0	0	0	0	500	100
191610803001100	Sac		0.61	2	0	0	2	2	0	0	2	500	100
191610803001108	Sac		0.58	1	0	0	1	1	0	0	1	500	100
191610803001102	Sac		0.45	0	0	0	0	0	0	0	0	500	100
191610803001071	Sac		0.03	0	0	0	0	0	0	0	0	500	100
191610803001162	Sac		0.46	1	0	0	1	1	0	0	1	500	100
191610804001068	Sac		0.05	2	0	0	2	2	0	0	2	500	100
191610803001022	Sac		0.1	1	0	0	1	1	0	0	1	500	100
191610802001002	Sac		0.45	0	0	0	0	0	0	0	0	500	100
191610803001120	Sac		0.13	1	0	0	1	1	0	0	1	500	100
191610803004034	Sac		0.02	0	0	0	0	0	0	0	0	500	100
191610803003014	Sac		0.00212351	0	0	0	0	0	0	0	0	500	100
191610803001164	Sac		0.04	0	0	0	0	0	0	0	0	500	100
191610803002015	Sac		0.17	0	0	0	0	0	0	0	0	500	100
191610803001169	Sac		0.16	1	0	0	1	1	0	0	1	500	100
191610803001068	Sac		0.1	0	0	0	0	0	0	0	0	500	100
191610803001143	Sac		0.7	2	0	1	3	2	0	1	3	500	100
191610803003037	Sac		0.23	0	0	0	0	0	0	0	0	500	100
191610801002051	Sac		0.16	1	0	0	1	1	0	0	1	500	100
191610803001008	Sac		0.11	2	0	0	2	2	0	0	2	500	100
191610803001146	Sac		0.76	3	0	2	5	3	0	2	5	500	100
191610803004000	Sac		0.45	2	0	0	2	2	0	0	2	500	100
191610803002068	Sac		0.00377757	2	0	0	2	2	0	0	2	500	100
191610803002067	Sac		0.00832034	0	0	0	0	0	0	0	0	500	100
191610803002061	Sac		1.17	5	0	0	5	5	0	0	5	500	100
191610803002094	Sac		0.49	3	0	1	4	3	0	1	4	500	100
191610803001089	Sac		0.32	1	0	0	1	1	0	0	1	500	100
191610803001104	Sac		0.00418571	0	0	0	0	0	0	0	0	500	100
191610803002003	Sac		0.07	0	0	0	0	0	0	0	0	500	100
191610803004045	Sac		0.02	0	0	0	0	0	0	0	0	500	100
191610803001050	Sac		0.00894521	0	0	0	0	0	0	0	0	500	100
191610803001137	Sac		0.12	0	0	0	0	0	0	0	0	500	100
191610803001117	Sac		0.03	1	0	1	2	1	0	1	2	500	100
191610803001073	Sac		0.01	0	0	0	0	0	0	0	0	500	100
191610802001000	Sac		0.44	1	0	0	1	1	0	0	1	500	100
191610803001029	Sac		0.27	0	0	0	0	0	0	0	0	500	100
191610803001010	Sac		0.02	3	0	2	5	3	0	2	5	500	100
191610803002122	Sac		0.09	0	0	0	0	0	0	0	0	500	100



KIM REYNOLDS, GOVERNOR  
ADAM GREGG, LT. GOVERNOR

ANNETTE DUNN  
CHIEF INFORMATION OFFICER

Exhibit B — Broadband Grants Program Project Worksheet

Applicant Name: Corn Belt Telephone Company

191610803001036	Sac	0.01	0	0	0	0	0	0	0	0	500	100
191610803001132	Sac	0.92	2	0	2	4	2	0	2	4	500	100
191610803001122	Sac	0.2	1	0	1	2	1	0	1	2	500	100
191610803001158	Sac	0.01	0	0	0	0	0	0	0	0	500	100
191610803001167	Sac	0.00206006	0	0	0	0	0	0	0	0	500	100
191610803002009	Sac	0.01	0	0	0	0	0	0	0	0	500	100
191610803001025	Sac	0.47	1	0	1	2	1	0	1	2	500	100
191610801002048	Sac	0.82	1	0	1	2	1	0	1	2	500	100
191610803002069	Sac	0.02	0	0	0	0	0	0	0	0	500	100
191610803002066	Sac	0.32	4	0	0	4	4	0	0	4	500	100
191610803002053	Sac	0.46	0	0	1	1	0	0	1	1	500	100
191610804002017	Sac	0.00858348	0	0	0	0	0	0	0	0	500	100
191610803002055	Sac	0.00443898	1	0	0	1	1	0	0	1	500	100
191610803001139	Sac	0.08	0	0	0	0	0	0	0	0	500	100
191610803004030	Sac	0.02	0	0	0	0	0	0	0	0	500	100
191610803004052	Sac	0.19	0	0	0	0	0	0	0	0	500	100
191610803004003	Sac	0.5	1	0	0	1	1	0	0	1	500	100
191610803001121	Sac	0.84	4	0	1	5	4	0	1	5	500	100
191610803001075	Sac	0.5	2	0	0	2	2	0	0	2	500	100
191610803002028	Sac	0.01	0	0	0	0	0	0	0	0	500	100
191610803004029	Sac	0.09	0	0	1	1	0	0	1	1	500	100
191610803001168	Sac	0.15	1	0	0	1	1	0	0	1	500	100
191610804001070	Sac	0.05	1	0	0	1	1	0	0	1	500	100
191610803001144	Sac	0.05	0	0	0	0	0	0	0	0	500	100
191610803001057	Sac	0.28	0	0	0	0	0	0	0	0	500	100
191610803001059	Sac	0.02	0	0	0	0	0	0	0	0	500	100
191610803001065	Sac	0.46	0	0	0	0	0	0	0	0	500	100
191610803002120	Sac	0.00752625	0	0	0	0	0	0	0	0	500	100
191610803002018	Sac	0.02	0	0	0	0	0	0	0	0	500	100
191610803002037	Sac	0.01	0	0	0	0	0	0	0	0	500	100
191610803001133	Sac	0.08	1	0	0	1	1	0	0	1	500	100
191610803001123	Sac	0.03	0	0	0	0	0	0	0	0	500	100
191610803003013	Sac	0.00175286	0	0	0	0	0	0	0	0	500	100
191610803003017	Sac	0.0041082	0	0	0	0	0	0	0	0	500	100
191610803004044	Sac	0.01	0	0	0	0	0	0	0	0	500	100
191610803002016	Sac	0.01	0	0	0	0	0	0	0	0	500	100
191610803001074	Sac	0.29	0	0	0	0	0	0	0	0	500	100
191610803001101	Sac	0.53	0	0	0	0	0	0	0	0	500	100
191610803001115	Sac	0.03	0	0	0	0	0	0	0	0	500	100
191610803001109	Sac	0.03	0	0	0	0	0	0	0	0	500	100
191610803002007	Sac	0.00366814	0	0	0	0	0	0	0	0	500	100
191610804002001	Sac	0.01	0	0	0	0	0	0	0	0	500	100
191610803002034	Sac	0.02	0	0	0	0	0	0	0	0	500	100
191610803001138	Sac	0.04	0	0	0	0	0	0	0	0	500	100
191610803001126	Sac	0.5	2	0	0	2	2	0	0	2	500	100
191610803003003	Sac	0.42	1	0	1	2	1	0	1	2	500	100
191610803001064	Sac	0.2	0	0	0	0	0	0	0	0	500	100
191610803001063	Sac	0.02	0	0	0	0	0	0	0	0	500	100
191610803002019	Sac	0.29	0	0	0	0	0	0	0	0	500	100
191610802001001	Sac	0.15	0	0	0	0	0	0	0	0	500	100
191610804001073	Sac	0.04	1	0	1	2	1	0	1	2	500	100
191610803001019	Sac	0.0056413	1	0	0	1	1	0	0	1	500	100
191610803004033	Sac	0.00268657	0	0	0	0	0	0	0	0	500	100
191610803001060	Sac	0.03	1	0	0	1	1	0	0	1	500	100
191610803001058	Sac	0.01	0	0	0	0	0	0	0	0	500	100
191610803001061	Sac	0.04	0	0	0	0	0	0	0	0	500	100
191610803001128	Sac	0.07	0	0	0	0	0	0	0	0	500	100
191610803002119	Sac	0.00335412	0	0	0	0	0	0	0	0	500	100
191610803004031	Sac	0.00241426	0	0	0	0	0	0	0	0	500	100
191610803001078	Sac	0.99	3	0	1	4	3	0	1	4	500	100
191610803001087	Sac	1	2	0	2	4	2	0	2	4	500	100
191610803002005	Sac	0.04	0	0	0	0	0	0	0	0	500	100
191610803002121	Sac	0.01	0	0	0	0	0	0	0	0	500	100
191610804001066	Sac	0.01	0	0	0	0	0	0	0	0	500	100
191610804001033	Sac	0.00434814	1	0	0	1	1	0	0	1	500	100
191610803001055	Sac	0.79	3	0	1	4	3	0	1	4	500	100
191610803001159	Sac	0.52	6	0	1	7	6	0	1	7	500	100
191610803001155	Sac	0.01	0	0	0	0	0	0	0	0	500	100
191610803001088	Sac	1.01	3	0	0	3	3	0	0	3	500	100
191610804001067	Sac	0.00277549	0	0	0	0	0	0	0	0	500	100
191610804001056	Sac	0.03	1	0	0	1	1	0	0	1	500	100
191610803001145	Sac	0.4	1	0	0	1	1	0	0	1	500	100
191610803001171	Sac	0.00480844	0	0	0	0	0	0	0	0	500	100
191610803001072	Sac	0.00268848	0	0	0	0	0	0	0	0	500	100
191610803002027	Sac	0.00506145	0	0	0	0	0	0	0	0	500	100



KIM REYNOLDS, GOVERNOR  
ADAM GREGG, LT. GOVERNOR

STATE OF IOWA

ANNETTE DUNN  
CHIEF INFORMATION OFFICER

Exhibit B — Broadband Grants Program Project Worksheet

Applicant Name: Corn Belt Telephone Company

191610803002101	Sac	0.01	0	0	0	0	0	0	0	0	0	500	100
191610803001166	Sac	0.02	0	0	0	0	0	0	0	0	0	500	100
191610803002033	Sac	1.08	2	0	1	3	2	0	1	3	0	500	100
191610803002036	Sac	0.01	0	0	0	0	0	0	0	0	0	500	100
191610803001107	Sac	0.66	2	0	0	2	2	0	0	2	0	500	100
191610803001172	Sac	0.23	0	0	0	0	0	0	0	0	0	500	100
191610803001047	Sac	0.57	2	0	0	2	2	0	0	2	0	500	100
191610803001157	Sac	0.11	1	0	0	1	1	0	0	1	0	500	100
												Required	Required
												Required	Required
												Required	Required
												Required	Required
												Required	Required
												Required	Required
												Required	Required
END OF DATA													


• Applicants must fill out and submit this form in order to comply with/supply the information/inputs requested by the Office pursuant to Section 3.1 (Quantitative Factors) of NOFA #004. Please contact the Office's designated representative providing administrative support for the Application process, which can assist you in populating this form. See Section 1.8.2 of the NOFA regarding administrative support related to this Application.

Version 10.20.02

200 East Grand Ave, Des Moines, Iowa 50309

515.281.5503

[CIO@IOWA.GOV](mailto:CIO@IOWA.GOV)



**Exhibit C — Qualitative Attributes Form**

**Applicant Name:** Corn Belt Telephone Company

Applicant must fill out and submit this form in order to comply with/supply the information/inputs requested by the Office pursuant to Section 3.2 (Qualitative Factors) of NOFA #004.

**Note: If you need additional space to answer any of the above questions, please upload supplemental materials to the appropriate section of the Iowa Grants System.**

**1. Budget Composition. (see NOFA #004 Section 3.2.1)**

This factor takes into consideration whether any local or federal funds will support the Project, the Applicant’s overall commitment to the Project, and whether any other external funding sources will support the Project. Generally speaking, Projects that are supported by local, federal, or other external funding sources, or Applicants that, themselves, are making an investment greater than sixty-five percent (65%) as it relates to the Project and thereby the community (i.e. Applicants requesting less than the maximum amount the Office can Award under thgis NOFA and applicable law) will receive higher scores.

**Please answer or supply the Office with the following to assist it in scoring this factor:**

**1.1. Local Support.** Please state the total dollar (\$) amount of your Total Project Costs as defined in NOFA Section 1.5.2 that will be supplied by local government (e.g., city, county). Do not include State or Federal funds in this dollar (\$) amount. Please make sure these figures align with the figures you have supplied on Exhibits D and D.1 (the Broadband Grants Budget Plan and Outside TSA Infrastructure process, respectively). **OCIO will calculate your score, in part, by considering the percentage of your Total Project Cost comprised of funds supplied by local government.**

\$0.00  Check if Local Support is Zero.

**1.2. Federal Support.** Please state the total dollar (\$) amount of your Total Project Costs as defined in NOFA Section 1.5.2 that will be supplied by federal funds (e.g., a USDA grant funds). Please make sure these figures align with the figures you have supplied on Exhibits D and D.1 (the Broadband Grants Budget Plan and Outside TSA Infrastructure process, respectively). **OCIO will calculate your score, in part, by considering the percentage of your Total Project Cost comprised of funds supplied by the federal government.**

\$0.00  Check if Federal Support is Zero.

**1.2.1.** Please further describe the specific funding sources/programs forming the basis of any federal support claimed above, such as USDA grant funds.

NONE

(Maximum 1200 Characters / Actual = 4)

**1.3. Other External Support.** Please state the total dollar (\$) amount of your Total Project Costs as defined in NOFA Section 1.5.2 that will be supplied by sources other than local government, state grant funds, if awarded, federal funds, or you (the Applicant) directly, such as donations from a private third party or non-profit organization. A loan, equity stake, or other similar financing arrangement does not qualify as an external funding source. Please make sure these figures align with the figures you have supplied on Exhibits D and D.1 (the Broadband Grants Budget Plan and Outside TSA Infrastructure process, respectively). **OCIO will calculate your score, in part, by considering the percentage of your Total Project Cost comprised of funds supplied by other external sources.**

\$0.00  Check if Other External Support is Zero.

**1.4. Applicant Support.** Total Project Costs as defined in NOFA Section 1.5.2 that will be supplied by you, the Applicant (i.e., your direct contribution excluding any Local Support, State funds, if awarded, Federal Support, or Other External Support). This factor takes into consideration the Applicant’s overall commitment to the Project. These figures align with the figures you have supplied on Exhibits D and D.1 (the Broadband Grants Budget Plan and Outside TSA Infrastructure process, respectively). **OCIO will calculate your score, in part, by considering the percentage of your Total Project Cost comprised of funds supplied directly by you, the Applicant.**

\$1,164,270.25 This field is calculated and auto populated based on Exhibit C Sections 1.1 - 1.3 and Applicant’s entry in Exhibits D and D.1 (the Broadband Grants Budget Plan and Outside TSA Infrastructure process, respectively).

**1.5. Percentage of State Support Requested.** Generally speaking, Applicants that request less than thirty-five (35%) percent of their estimated Total Project Cost (the maximum reimbursable amount under the Program, **Iowa Code § 8B.11(5)**) will receive higher scores.

35.00% This field is calculated and auto populated based on Exhibit C Sections 1.1 - 1.4 and Applicant’s entry in Exhibits D and D.1 (the Broadband Grants Budget Plan and Outside TSA Infrastructure process, respectively).

## Exhibit C — Qualitative Attributes Form

**Applicant Name:** Corn Belt Telephone Company

**2. Relative Need for New Broadband and Existing Broadband Service Speeds. (See NOFA #004 Section 3.2.2)**

In addition to other factors described herein which take similar considerations into account, this factor takes into consideration the relative need for Broadband Infrastructure in the Project area and existing Broadband service speeds by considering, by way of example only: 1) how geographically proximate the Project area is to other infrastructure that provides access to 25/3 Broadband; 2) any buildout that has occurred since the As of Date (the effective date of the data underlying the Broadband Availability Map); 3) any related barriers to expansion/extension; 4) how the Project will positively affect any anchor institutions in the area (e.g., key businesses, schools, universities, libraries, hospitals); and 5) any community support for the Project, including but not limited to as evidenced by testimonials or letters of support. In assessing this factor, the Office may take into consideration: factual information received through the Validation Process pursuant to and in accordance with Iowa Code section 8B.11(3), Iowa Administrative Code rule 129—22.5(1)(b), and Section 1.7.6.1.2 (Validation Process) of this NOFA, or the issuance or Award of prior incentives administered by the Office. Generally speaking, Applications proposing the installation of Broadband Infrastructure in Targeted Service Areas further away from other geographic areas that already have access to 25/3 Broadband, that positively affect more anchor institutions, and receive more community support will receive higher scores.

**Please answer or supply the Office with the following to assist it in scoring this factor:**

- 2.1.** As part of evaluating this factor, the Office will review the geographic proximity of your Project to other infrastructure that is currently known to provide access to 25/3 Broadband based on the Broadband Availability Map. To aid the Office in contextualizing the import of this analysis, please describe any known barriers (e.g., geographic, market-driven, regulatory) that may inhibit the expansion or extension of pre-existing Broadband networks to your proposed Project area in a cost-effective manner.

This is a very rural area. There is service in the communities of Sac City, Wall Lake, Lake View and Auburn. The cost to provide service in the rural areas is expensive and restricts access to these areas. We have service in Sac City, Wall Lake and Lake View. This provides us a better position to serve these locations than other providers not currently in the area.

(Maximum 1200 Characters / Actual = 371)

- 2.2.** How will the Project positively affect any anchor institutions in the area, if at all?

There are not any anchor institutions in this area.

(Maximum 1200 Characters / Actual = 51)

- 2.3.** Have you previously claimed a property tax exemption pursuant to Iowa Code section **427.1(40)** for any Broadband Infrastructure to be or already installed in Targeted Service Areas forming the basis of your Project?

Yes  No

- 2.4.** Have you previously been Awarded grant funds pursuant to Iowa Code section 8B.11 for any proposed Broadband Infrastructure to be or already installed in Targeted Service Areas forming the basis of your Project?

Yes  No


- 2.5.** Have you installed any Broadband Infrastructure since the As of Date (i.e., July 31, 2020, the effective date of the data underlying the Broadband Availability Map) that would facilitate 25/3 Broadband in any of the Targeted Service Areas forming the Basis of your Project?

Yes  No

If "Yes," please identify the total number of Targeted Service Areas forming the basis of your Project in which you have installed Broadband Infrastructure that would facilitate 25/3 Broadband since the As of Date.

0 Targeted Service Areas

- 2.6.** Please supply evidence of local community support for the Project. Examples of such evidence include, but are not limited to:



**Exhibit C — Qualitative Attributes Form**

**Applicant Name: Corn Belt Telephone Company**

- 2.6.1. Survey results taken among members of the community supporting the Project.
- 2.6.2. Testimonials or letters from members of the community supporting the Project.
- 2.6.3. Minutes of meetings of city or county board, commissions, or councils supporting the Project.
- 2.6.4. Newspaper articles supporting the Project.

**These materials should be supplied through the Community Support upload fields in the Central Forms NOFA #004 form in Iowa Grants.**

[Iowa Grants Website](#)

2.7. Please describe any current Broadband adoption initiatives sponsored by you within the Project area or surrounding community(ies):

Corn Belt Telephone has received many requests for fiber to the home in the rural area that are in the proposed project area. We have also launched a website which allows prospective customers to complete and submit an online fiber request form for their service address, or to sign up for service in areas we either serve today or intend to build and serve in the near future.

(Maximum 1200 Characters / Actual = 377)

2.8. Please describe any future Broadband adoption initiatives to be sponsored by you within the Project area or surrounding community(ies):

If we are awarded for this application to build the proposed network in this area, we will follow this up with marketing, education, and outreach, to continue explaining the benefits of a 100% fiber optic network, and to continue adding customers to the network through advertising and promotional incentives. We will also continue exploring opportunities to expand our network and service footprint into adjacent areas.

(Maximum 1200 Characters / Actual = 420)

**3. Economic Impact. (See NOFA #004 Section 3.2.3)**

This factor takes into consideration the economic impact the Project will have on the surrounding community(ies), including but not limited to jobs impact. Applications with a greater impact on jobs or that will reach the agricultural community will receive higher scores.


**Please answer or supply the Office with the following to assist it in scoring this factor:**

3.1. Describe how your Project will generate new jobs in the Project area and the surrounding community(ies). Specific job-creation estimates and the specific methodology deployed to determine numbers may be provided, but are not required.

The building of the proposed network would provide broadband services in remote areas of Iowa that would not be economically feasible without the support mechanism we are filing for. Due to COVID we would be able to allow for work at home as well as distance learning to protect families and workers from the disease and allow for reduction in costs associated with travel to school and work each day. The areas we are proposing to serve are predominately farm areas and the broadband services would allow better access to farm programs for better farming, cattle production and enterprise management. The broadband network would remove barriers for business's to locate in rural areas and serve their area with enhanced business opportunities.

(Maximum 1200 Characters / Actual = 747)

3.2. Describe how your Project will impact the retention of existing jobs in the Project area and the surrounding community(ies). Specific job-retention numbers and the specific methodology deployed to determine numbers may be provided, but are not required.



**Exhibit C — Qualitative Attributes Form**

**Applicant Name: Corn Belt Telephone Company**

Due to the COVID pandemic we are learning the need/necessity to be able to function in a environment that is not person to person. Through the broadband network are still able to have face to face meetings. Families with children are able to continue to function when schools are not able to have on-site schooling and parents cannot take time off of work to care for them. The broadband network will permit employees to continue to work and serve their families without the loss of employment. For areas of the economy that are still showing growth there is a new work force available to be accessed where the work can be accomplished at home and if face to face interaction is required that can still be accomplished over the broadband network.

(Maximum 1200 Characters / Actual = 750)

**3.3.** Describe how your Project will positively impact businesses (including agricultural operations) in the Project area and the surrounding community(ies).

As an agricultural area farm businesses and farm operations will specifically benefit from the fast and reliable broadband service offered over this proposed fiber to the home network. Farmers will be able to access video and data information on the machinery, buildings and livestock production facilities without having to travel to them. The ability to work from home and distance learn will provide safe, effecient and cost effective solutions to travelling to school or work each day and allow new business's to startup or grow without the restriction of current technology in the rural area of Sac County.

(Maximum 1200 Characters / Actual = 613)

Version 10.20.02




Exhibit D — Broadband Grants Program Budget Plan

Applicant Name: Corn Belt Telephone Company

Enter data for all columns with a light gray heading and associated white cells. The dark shaded fields are calculated fields based on associated entry.

Category (A)	Description (B)	Per Unit (C)	Quantity (D)	Estimated: Provide Upon Grant Application			Actuals: Provide Upon Project Completion (Do NOT fill out as part of Application process)	
				Total Estimated Cost \$ (E)	Requested Grant Support % (up to 35%) (F)	Grant Request (Est Cost * Request %) (G)	Actual Cost \$ (H)	Grant Award (Min of Estimated or Actual Cost * Request %) (I)
Conduit			0.00		0.00%		\$0.00	\$0.00
Fiber/Copper	Fiber Cables		231,600.00		35.00%		\$0.00	\$0.00
OSP Engineering	Design, Staking, Contracts, Tabbing, As-builts		231,600.00		35.00%		\$0.00	\$0.00
Design Engineering			0.00		0.00%		\$0.00	\$0.00
Construction Mgmt.			0.00		0.00%		\$0.00	\$0.00
Tower			0.00		0.00%		\$0.00	\$0.00
Antenna			0.00		0.00%		\$0.00	\$0.00
Boring			0.00		0.00%		\$0.00	\$0.00
Trenching			0.00		0.00%		\$0.00	\$0.00
Knifing	Installation of Fiber Routes		231,600.00		35.00%		\$0.00	\$0.00
Switching Equipment			0.00		0.00%		\$0.00	\$0.00
Routing Equipment			0.00		0.00%		\$0.00	\$0.00
Optical Equipment	Optical Line Terminal (OLT)		95.00		35.00%		\$0.00	\$0.00
Customer Premise Equipment	Optical Network Terminal (ONT), Service Line, Wiring		95.00		35.00%		\$0.00	\$0.00
Other			0.00		0.00%		\$0.00	\$0.00
<b>Totals</b>	<b>N/A</b>	<b>N/A</b>	<b>N/A</b>	<b>\$1,289,345.00</b>	<b>N/A</b>	<b>\$451,270.75</b>	<b>\$0.00</b>	<b>\$0.00</b>
END OF DATA								

- An Applicant may only subsequently seek reimbursement for thirty-five percent (35%) of its estimated Total Project Costs or actual Total Project Costs, whichever is less.
- As part of the claims process, in addition to supplying the Office with a revised Exhibit D, the Office may request additional records as deemed necessary by the Office to verify such claimed expenditures. Such records may include original invoices, original itemized receipts, copies of checks, check registers, or bank statements indicating credit card invoices were paid, or similar documentation. Grantees must keep proof of the incurrence and payment of any and all claimed expenditures.
- As part of the claims process, Grantees may only seek and obtain reimbursement for Allowable Expenditures. The Office may deny a request for reimbursement for any expenditures that do not constitute Allowable Expenditures, and Grantee shall not otherwise be entitled to reimbursement for any such expenditures. See Section 1.2.3 of the NOFA for a comprehensive definition of Allowable Expenditures.





KIM REYNOLDS, GOVERNOR  
ADAM GREGG, LT. GOVERNOR

STATE OF IOWA

ANNETTE DUNN  
CHIEF INFORMATION OFFICER

**Exhibit D — Broadband Grants Program Budget Plan**

**Applicant Name: Corn Belt Telephone Company**

- Applicants may not include Allowable Expenditures incurred outside Targeted Service Area(s) in this Budget Plan. Applicants wanting to include Allowable Expenditures that are incurred outside of Targeted Service Area(s) within their Total Project Costs must do so on and complete the Outside Targeted Service Area Infrastructure Worksheet, labeled as Exhibit D.1.

Version 10.20.02

200 East Grand Ave, Des Moines, Iowa 50309

515.281.5503

[CIO@IOWA.GOV](mailto:CIO@IOWA.GOV)



KIM REYNOLDS, GOVERNOR  
ADAM GREGG, LT. GOVERNOR

ANNETTE DUNN  
CHIEF INFORMATION OFFICER

Exhibit D.1 — Outside Targeted Service Areas Infrastructure Worksheet

**Applicant Name: Corn Belt Telephone Company**

Generally, Applicants must identify their Projects in terms of the Targeted Service Areas in which their Projects will Facilitate 25/3 Broadband service. Relatedly, as a default rule, the Office considers Broadband Infrastructure physically installed within a Targeted Service Area(s) to Facilitate 25/3 Broadband therein by virtue of the geographic proximity of such Broadband Infrastructure to the Targeted Service Area(s) itself. Thus, Applicants may generally only include costs/expenditures incurred within a Targeted Service Area forming the basis of a Project within the Project's Total Project Costs and corresponding Allowable Expenditures. However, Applicants may include costs/expenditures that are incurred outside of Targeted Service Area(s) within their Total Project Costs and corresponding Allowable Expenditures, provided that Applicant provides the information and demonstrates the prerequisites identified in Section 1.5.2.3 (Outside TSA Infrastructure Process) of the NOFA. This Outside TSA Infrastructure process is not limited to census blocks that are directly adjacent to Targeted Service Areas forming the basis of an Application. Applicants should use the following fields/inputs to supply the required information/justification:

1. Are you requesting permission to include expenditures incurred outside of Targeted Service Areas forming the basis of your Project within your total estimated Project Cost/allowable Expenditures?

Yes  No

2. Explain how such outside-Targeted-Service-Area Broadband Infrastructure Facilitates 25/3 Broadband within the Targeted Service Area(s) forming the basis of the Project.

We are centralizing the connectivity of all the TSAs filed for into 1 billing and operations location. To do that requires all the TSAs be interconnected. Since not all the TSAs we are looking at in Sac County are contiguous it requires us to build between the TSAs to provide this connectivity. Centralizing the service(s) will provide better more reliable service in all the TSAs in our filing. It is our intention to offer 500/100 not just 25/3 service. Buried fiber to the home facilities do not function without being connected to a network connection so all the TSAs filed for need to be connected to that network.

(Maximum 1200 Characters / Actual = 625)

3. How are any claimed costs/expenditures for such outside-Targeted-Service-Area Broadband Infrastructure necessary to effectively complete the Project?

There is no way with a buried fiber to the home system to interconnect non contiguous TSAs without building through the non TSA funded areas.

(Maximum 1200 Characters / Actual = 140)



KIM REYNOLDS, GOVERNOR  
ADAM GREGG, LT. GOVERNOR

ANNETTE DUNN  
CHIEF INFORMATION OFFICER

Exhibit D.1 – Outside Targeted Service Areas Infrastructure Worksheet

**Applicant Name: Corn Belt Telephone Company**

4. Why is it that any claimed costs/expenditures for such outside-Targeted-Service-Area Broadband Infrastructure cannot be excluded from the Application?

A buried fiber based facility needs to be connected to an internet source at some point. The TSAs are not contiguous so to get between them we need to include additional buried facilities to allow for that connectivity. We are not including anything beyond that interconnection necessary to tie all the TSAs into 1 network.

(Maximum 1200 Characters / Actual = 325)

5. What specific methods/formulas will you utilize in allocating the costs of and for such outside Targeted-Service-Areas Broadband Infrastructure in proportion to such Broadband Infrastructure's actual facilitation of 25/3 Broadband to the Targeted Service Area(s) forming the basis of the Project?

We have a cost breakdown that can be separated into Funded and Non-funded TSA areas. The cost for the Non-funded area will only include the necessary fiber, hand holes, splicing, warning and locating signs and directional boring of roads, driveways and culverts necessary to interconnect all the TSAs. The funded TSA areas will have those same costs and the necessary costs to provide service to the locations in those TSAs.

(Maximum 1200 Characters / Actual = 427)

6. Please identify all Allowable Expenditures within the categories set forth in the table below for such outside-Targeted-Service-Area Broadband Infrastructure you wish to include within your Total Project Costs:

Enter data for all columns with a light gray heading and associated white cells. The dark shaded fields are calculated fields based on associated entry.

Category (A)	Description (B)	Cost Per Unit (C)	Quantity (D)	Estimated: Provide Upon Grant Application			Actuals: Provide Upon Project Completion (Do NOT fill out as part of Application process)		
				Est. \$ Cost Located Outside TSA (E)	Proportional Allocation \$ Cost Located Outside TSA (F)	(Up to) 35% of Proportional Allocation \$ Cost Located Outside TSA (G)	Grant Request (Allocation \$ Cost * Request %) (H)	Actual Proportional Allocation \$ Cost Located Outside TSA (I)	Grant Award (Minimum Estimated and Actual Allocation \$ Request %) (J)
Conduit			0.00			0.00%		\$0.00	\$0.00
Fiber/Copper			123,000.00			35.00%		\$0.00	\$0.00
OSP Engineering			123,000.00			35.00%		\$0.00	\$0.00
Design Engineering			0.00			0.00%		\$0.00	\$0.00
Construction Mgmt.			0.00			0.00%		\$0.00	\$0.00
Tower			0.00			0.00%		\$0.00	\$0.00
Antenna			0.00			0.00%		\$0.00	\$0.00
Boring			0.00			0.00%		\$0.00	\$0.00
Trenching			0.00			0.00%		\$0.00	\$0.00
Knifing			123,000.00			35.00%		\$0.00	\$0.00
Switching Equipment			0.00			0.00%		\$0.00	\$0.00
Routing Equipment			0.00			0.00%		\$0.00	\$0.00
Optical Equipment			0.00			0.00%		\$0.00	\$0.00
Customer Premise Equipment			0.00			0.00%		\$0.00	\$0.00
Other			0.00			0.00%		\$0.00	\$0.00
<b>Totals</b>	N/A	N/A	N/A	\$501,840.00	\$501,840.00		\$175,644.00	\$0.00	\$0.00

END OF DATA



KIM REYNOLDS, GOVERNOR  
ADAM GREGG, LT. GOVERNOR

STATE OF IOWA

ANNETTE DUNN  
CHIEF INFORMATION OFFICER

### Exhibit D.1 — Outside Targeted Service Areas Infrastructure Worksheet

#### **Applicant Name: Corn Belt Telephone Company**

- <sup>1</sup> The Office reserves the right, in its sole discretion, to exclude claimed costs/expenditures for outside-Targeted-Service-Area Broadband Infrastructure, including in scoring a Project or in determining in what amount to Award grant funds, where an Applicant fails, in the Office's determination, to satisfy the above-outlined tests. In the event the Office excludes any claimed outside-Targeted-Service-Areas costs/expenditures, the Office may, in its sole discretion, notify the Applicant in advance and permit the Applicant to withdraw or amend its Application.
- As part of the claims process, Grantees may only seek and obtain reimbursement for Allowable Expenditures. The Office may deny a request for reimbursement for any expenditures that do not constitute Allowable Expenditures, and Grantee shall not otherwise be entitled to reimbursement for any such expenditures. See Section 1.2.3 of the NOFA for a comprehensive definition of Allowable Expenditures.
  - As part of the claims process, in addition to supplying the Office with a revised Exhibit D.1, the Office may request additional records as deemed necessary by the Office to verify such claimed expenditures. Such records may include original invoices, original itemized receipts, copies of checks, check registers, or bank statements indicating credit card invoices were paid, or similar documentation. Grantees must keep proof of the incurrence and payment of any and all claimed expenditures.
  - Applicants may not include Allowable Expenditures incurred within Targeted Service Area(s) in this Outside Targeted Service Area Infrastructure Worksheet. Applicants should include those costs/expenditures in the Budget Plan, labeled as Exhibit D.

Version 10.20.02

200 East Grand Ave, Des Moines, Iowa 50309

515.281.5503

[CIO@IOWA.GOV](mailto:CIO@IOWA.GOV)